

24 Holmsey Green - Asking Price £290,000

Beck Row Bury St. Edmunds IP28 8AJ

shires
residential



"Consistently providing outstanding service to our clients"

Asking Price £290,000

The Property

This beautifully presented three-bedroom semi-detached bungalow has been recently updated, featuring a modern kitchen and bathroom along with tasteful redecoration throughout. A relatively new conservatory has also been added, providing additional living space and natural light. The property is exceptionally well maintained and presented in excellent condition.

Situated in the heart of the highly sought-after village of Beck Row, this home enjoys a prime location close to local amenities, schools, and shops.


Externally, the property benefits from a generous rear garden, a single garage, and one allocated parking space. Positioned at the end of a private road, the bungalow offers both privacy and a peaceful setting.

Early viewing is highly recommended to fully appreciate all this property has to offer.

Features

- EXCEPTIONALLY SPACIOUS SEMI-DETACHED BUNGALOW
- QUIET PRIVATE ROAD LOCATION
- THREE GENEROUS DOUBLE BEDROOMS
- LARGE LIVING ROOM WITH FEATURE FIREPLACE
- FULLY FITTED KITCHEN WITH INTEGRATED APPLIANCES
- SUBSTANTIAL CONSERVATORY WITH GARDEN ACCESS
- FAMILY BATHROOM PLUS SEPARATE CLOAKROOM
- DRIVEWAY PARKING AND SINGLE GARAGE
- PRIVATE, FULLY ENCLOSED REAR GARDEN
- SINGLE GARAGE



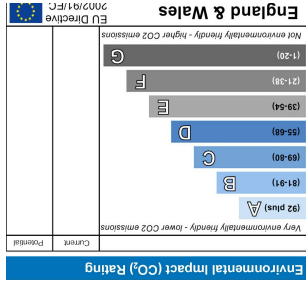
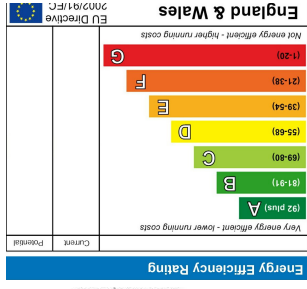


These sales particulars have been produced as a general guide only and we would draw to your attention that we have not carried out a detailed Survey of the property nor have we tested services, appliances or specific fittings. Whilst measurements and statements given within the details are provided in good faith, their accuracy should not be relied upon. If there are any points about which you may be uncertain or would like further clarification, we would suggest that you telephone this office and speak to our staff who will endeavour to assist you.

GROUND FLOOR
93.0 sq.m. (1001 sq.ft.) approx.



While every attempt has been made to ensure the accuracy of the boundary contained hereon, measurements of doors, windows, rooms and any other areas are approximate and no responsibility is taken for any errors or omissions. This plan is for information purposes only and should be used as a guide only for prospective purchasers. The services, fixtures and appliances shown have not been read and no guarantee is made as to their operability or efficiency. EPCs are given.



The UK's number one property website



Shires Residential
4 New Street, Mildenhall, Suffolk, IP28 7EN
T: 01638 712132
E: mildenhall@shiresestateagents.co.uk
www.shiresresidential.com